

Settings

Settings



Company details



Plans and billing



Users and roles



Sync and import



Funding methods

Company details

To update company details or legal information, reach out to 800-236-7700

Company information

Business name

TEST-RETAIL3

Business address

983 PACIFIC AVEN APT D, HOFFMAN ESTATES, IL 60169

Suite #

APT D

Contact first name

Durga

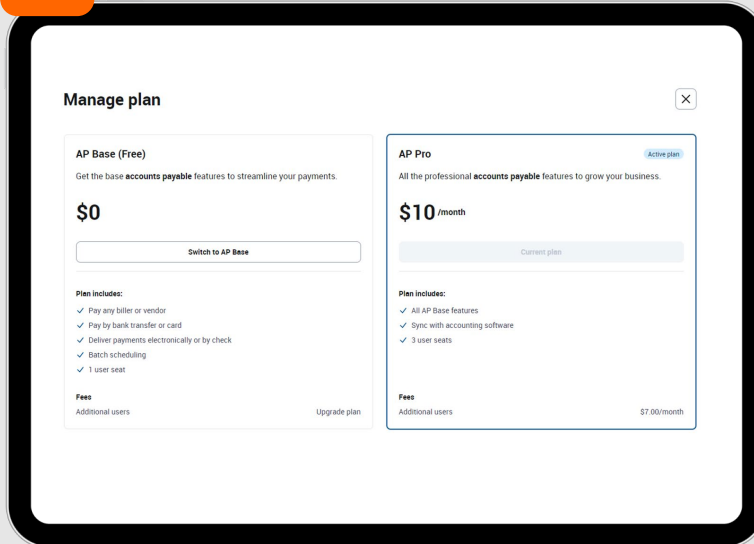
Contact last name

Veluchamy

Downgrade Plan

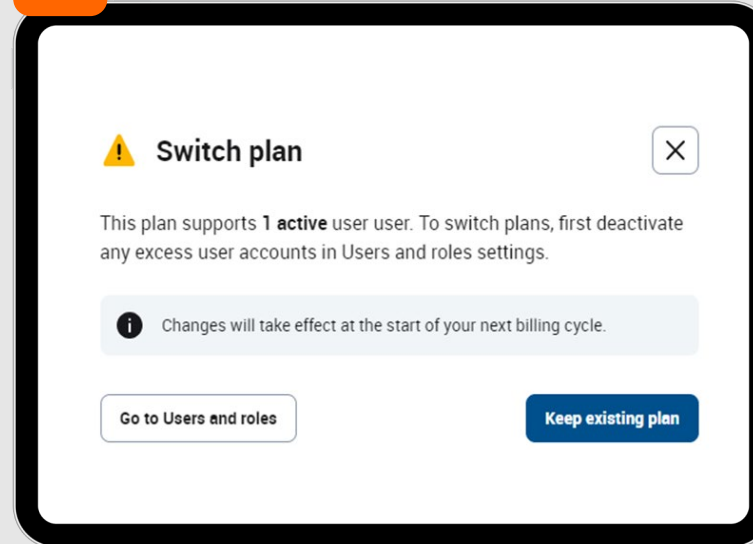
Through Settings Tab

1



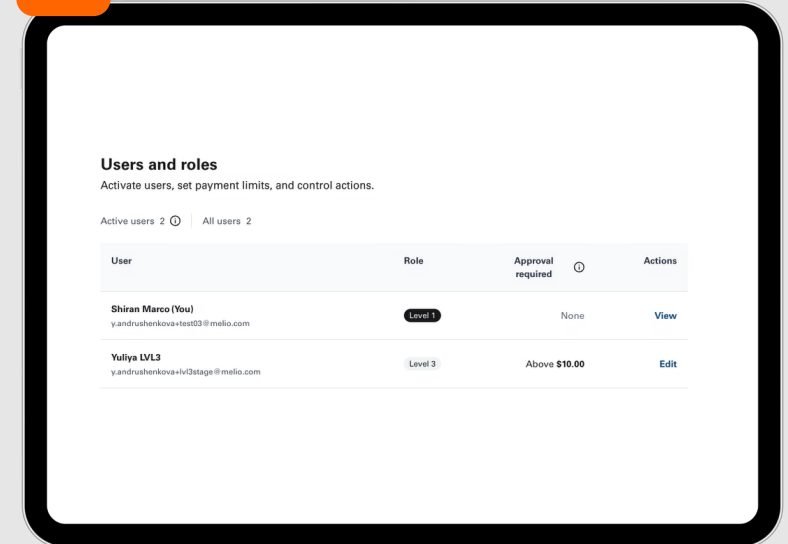
From Settings, navigate to Plans and billing. To downgrade from *AP Pro* to *AP Base*, click Switch to AP Base.

2



See popup message above if you have additional user seats activated. Choose Go to Users and roles.

3



Click Edit next to each additional user.

Downgrade Plan (continued)

Through Settings Tab

4

User details

Personal details

First name
Yuliya

Last name
LVL3

Email address
y.andrushenkova+lv13stage@melio.com

Account activation On
Allows other users access to make payments.

Toggle Account activation to Off and click Save.

5

User details

Personal details

First name
Yuliya

Last name
LVL3

Email address
y.andrushenkova+lv13stage@melio.com

Account activation Off
Allows other users access to make payments.

If there are additional users, turn Account activation to Off until one active user is remaining.

6

Settings

Users and roles
Activate users, set payment limits, and control actions.

Active users: 1 | All users: 2

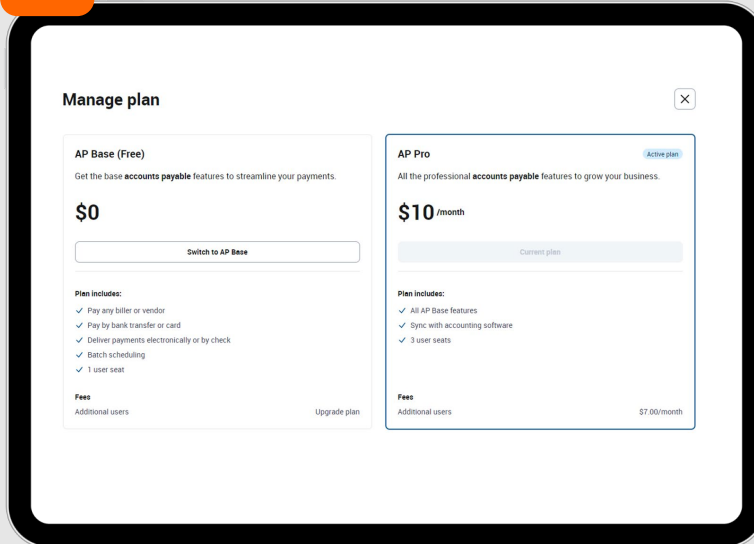
User	Role	Approval required	Actions
Shkhan Marco (You) y.andrushenkova@melio.com	User 1	None	View
Yuliya LVL3 y.andrushenkova+lv13stage@melio.com	Inactive		Edit

See green confirmation banner that user changes were saved.

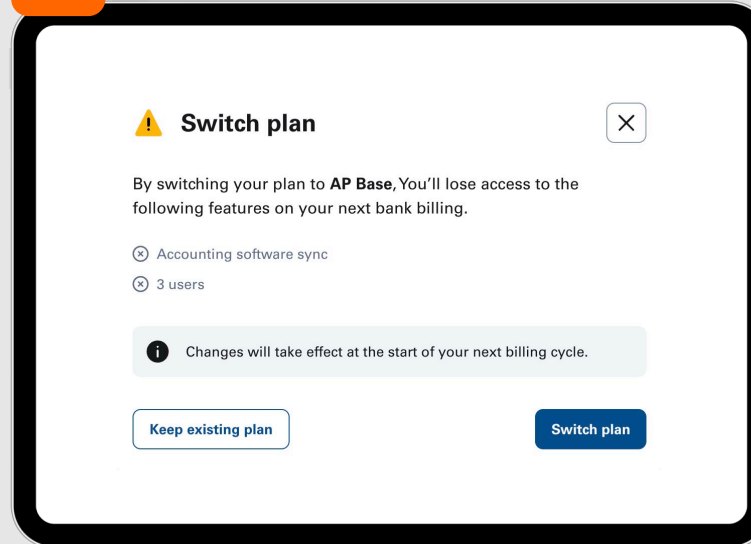
Downgrade Plan (continued)

Through Settings Tab

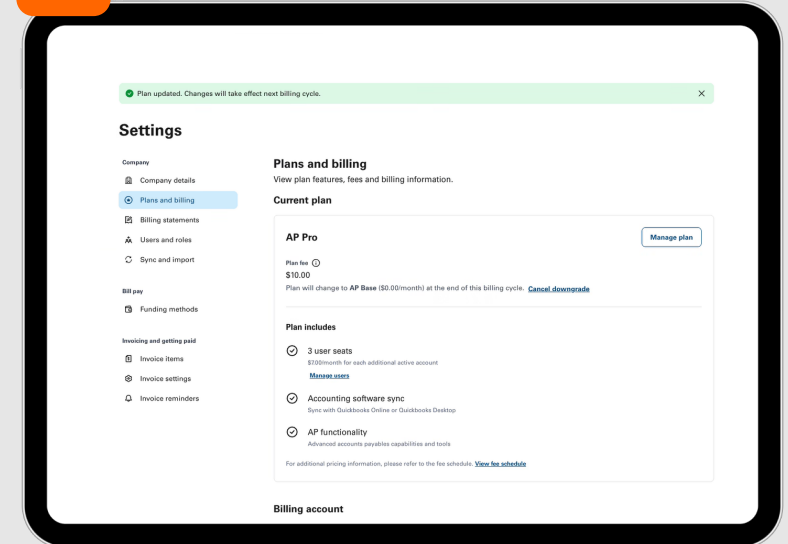
7



8



9



Navigate back to Plans and billing. To downgrade from *AP Pro* to *AP Base*, click Switch to AP Base.

Choose Switch plan to downgrade to AP Base.

See green confirmation banner. Changes will take effect next billing cycle.