




Settings


Settings

 Company details

 Plans and billing

 Users and roles

 Sync and import

 Funding methods

Company details

To update company details or legal information, reach out to 800-236-7700

Company information

Business name

TEST-RETAIL3

Business address

983 PACIFIC AVEN APT D, HOFFMAN ESTATES, IL 60169

Suite #

APT D

Contact first name

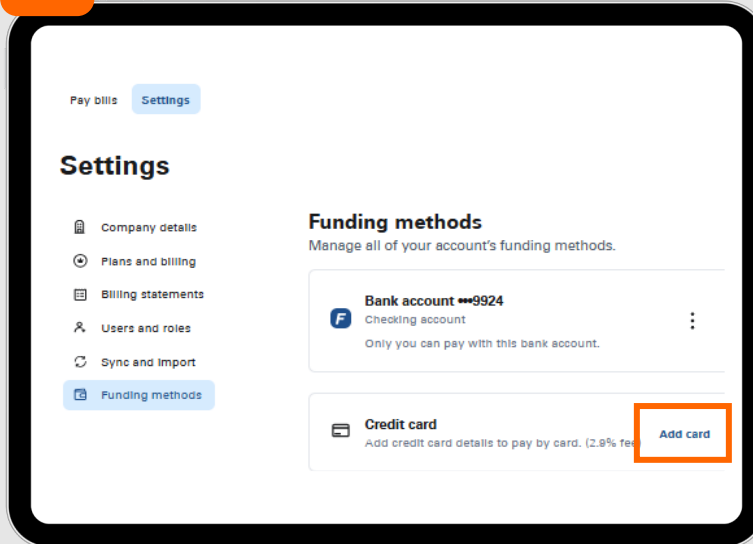
Durga

Contact last name

Veluchamy

Funding Methods: Adding a Card

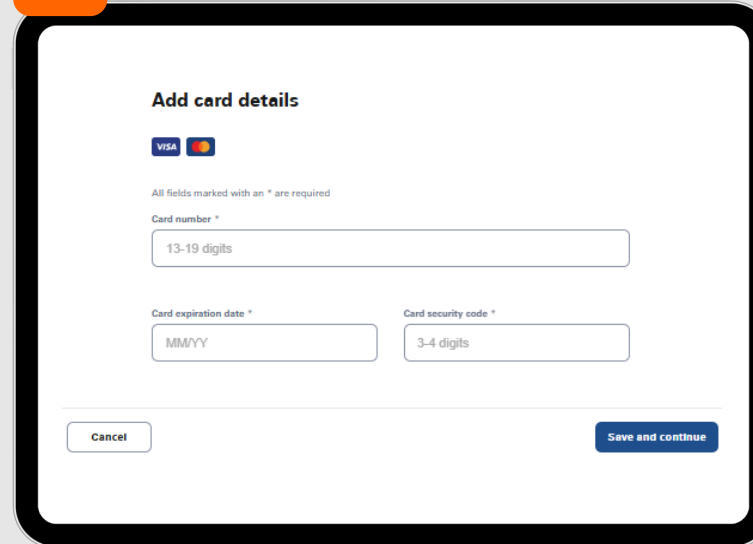
1



The screenshot shows the 'Settings' page with a sidebar menu. The 'Funding methods' section is active, displaying a list of funding methods. A 'Bank account' is listed with a blue 'F' icon and a card icon. Below it, a 'Credit card' section is visible with the text 'Add credit card details to pay by card. (2.9% fee)' and an 'Add card' button highlighted with an orange box.

From "Settings," navigate to "Funding methods."
Click "Add card."

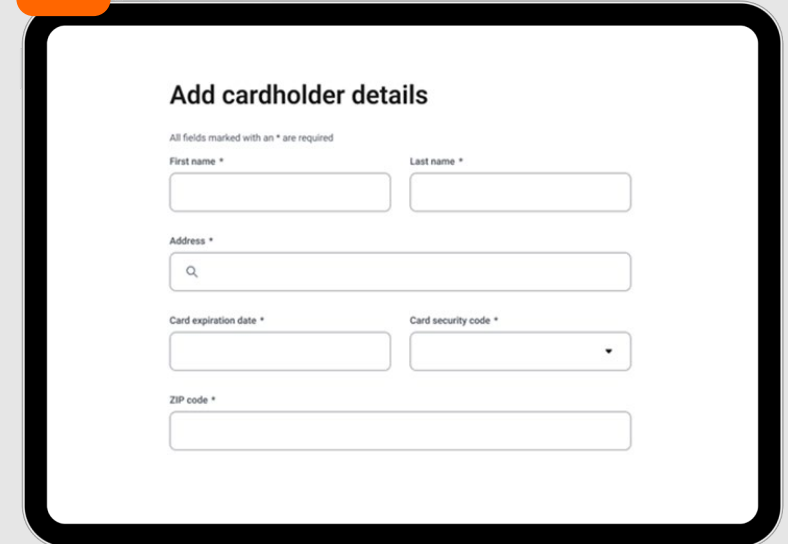
2



The screenshot shows the 'Add card details' form. It includes fields for 'Card number' (13-19 digits), 'Card expiration date' (MM/YY), and 'Card security code' (3-4 digits). The 'Save and continue' button is highlighted with a blue box.

Add card details.
Click "Save and continue."

3



The screenshot shows the 'Add cardholder details' form. It includes fields for 'First name', 'Last name', 'Address', 'Card expiration date', 'Card security code', and 'ZIP code'. The 'Save and close' button is highlighted with a blue box.

Add cardholder details.
Click "Save and close."
Card will appear under funding methods.